


# series 900 as a whole kitchen

With the huge range of products and models, the Essence may count on the solid 'stainless steel staff', answering to any demand and application and able to give the added value in the catering sector.



gas ranges



gas and electric ranges



glassceramic and induction cookers




gas solid tops



fry-top  
gas and electric

fryers  
gas and electric



pasta cookers  
gas and electric




reduced  
brattpans



bain-marie  
element



neutral  
elements




drawers peculiarity



grids



bratt pans  
gas and electric



electric solid tops



boiling pans  
gas and electric